

Level switch NS-OM

The level switches are used to monitor liquid levels in tanks. They were designed specifically to be installed on tank tops. The liquid level can be read on the scale. Up to four switching contacts or a Reed-contact also enable electronic liquid level monitoring.

Different versions also allow for use in aggressive mediums.

NS-OM 61/63

Visual and electrical liquid level monitoring

max. switching voltage 230 V

Variable lengths

Version NS-OM-63 with 4-20 mA analog output for continuous liquid level monitoring

NS-OM-64

Visual and electric liquid level monitoring

Easy Just System: User-friendly adjustment of the position and function of the level contacts

Fixed lengths of 270, 370, 500 mm

NS-OM-VA

Visual and electrical liquid level monitoring

Max. Supply voltage 230 V

Stainless steel model for sophisticated applications

Externally installed level contacts



Technical Data NS-OM

Basic unit

Operating pressure:	max. 1 bar
Operating temperature:	-20 °C to +80 °C
Min. fluid density:	0.80 kg/dm ³

Material

Float:	hard PU
Guide bar:	Aluminium
Switching tube:	Brass
Flange (DIN 24557)	PA
SSR (optional):	Brass

Model 61

Lengths:	L = 280, 370, 500 mm (standard) variable to max. 1000 mm
----------	--

Level contacts K10 W11

Function:	NO / NC*	Changeover contact
Max. voltage:	230 V	48 V
Max. switching current:	0.5 A	0.5 A
Max. contact load:	10 VA	20 VA
Min. contact spacing	40 mm	40 mm

*NO = falling NC / NC = falling NO

Model 64

Lengths:	L = 280, 370, 500 mm
----------	----------------------

Level contacts

Function:	K = NO / NC* or W = changeover
Max. voltage:	30 V
Max. switching current:	0.5 A
Max. contact load:	10 VA
Min. contact spacing	40 mm

*NO = falling NC / NC = falling NO

Model 63 (continuous level)

Lengths:	Lengths = 280, 370, 500, 670, 820 and 970 mm*
----------	---

Measurement principle	Reed-contact
Resolution	5 mm
Operating voltage (U _B):	10 – 30 V DC
Output	4 – 20 mA
Max. burden Ω:	= U _B – 7.5 V (0.02 A)

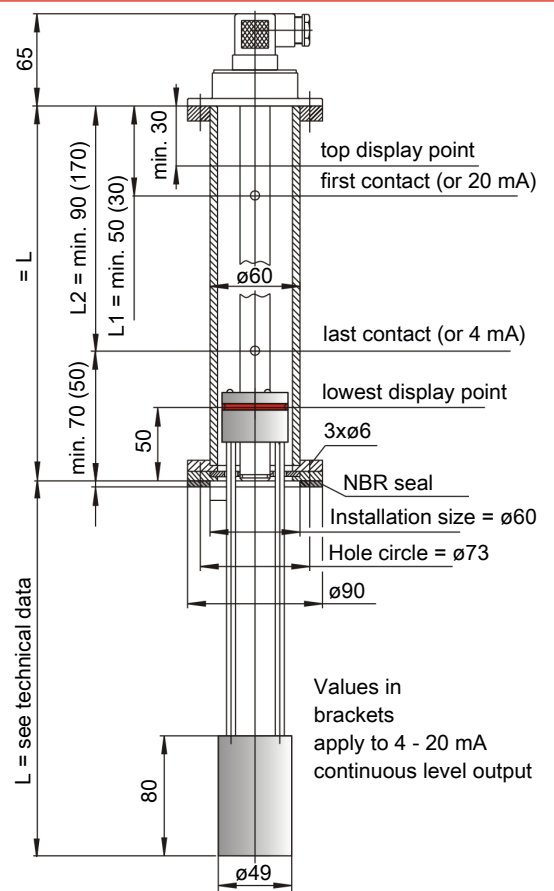
*Other lengths on request

Optional SSR - stilling tube


Included

Mounting screws (6 count) and Rubber cork seal

Dimensions

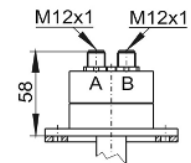
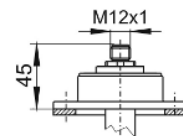
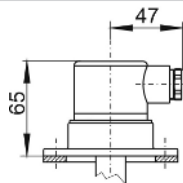
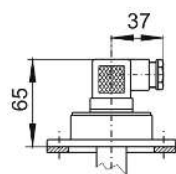


The easyjust system

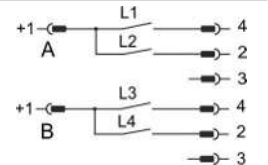
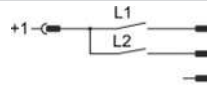
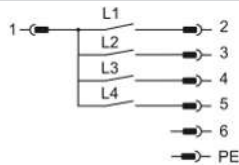
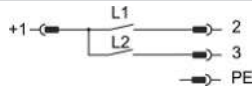


Pin Assignment

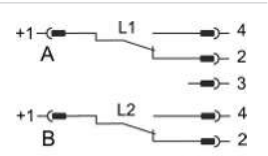
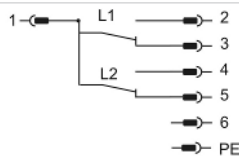
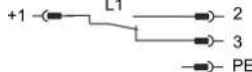
Connector	M3 (DIN EN 175301-801)	S6 (DIN EN 175201-804)	M12 (base)	2 x M12 (base)
	3-pin + PE	6-pin + PE	4-pin	2 x 4-pin
Max. voltage	230 VAC/DC*	230 VAC/DC*	30 V DC	30 V DC
IP rating	IP 65	IP 65	IP 67**	IP 67** IP65
Cable fitting	PG 11	M20 x 1.5		(NS OM-61 only)



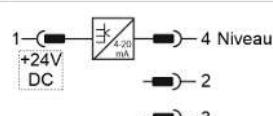
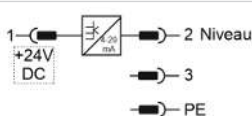
Level contact(s) NO/NC



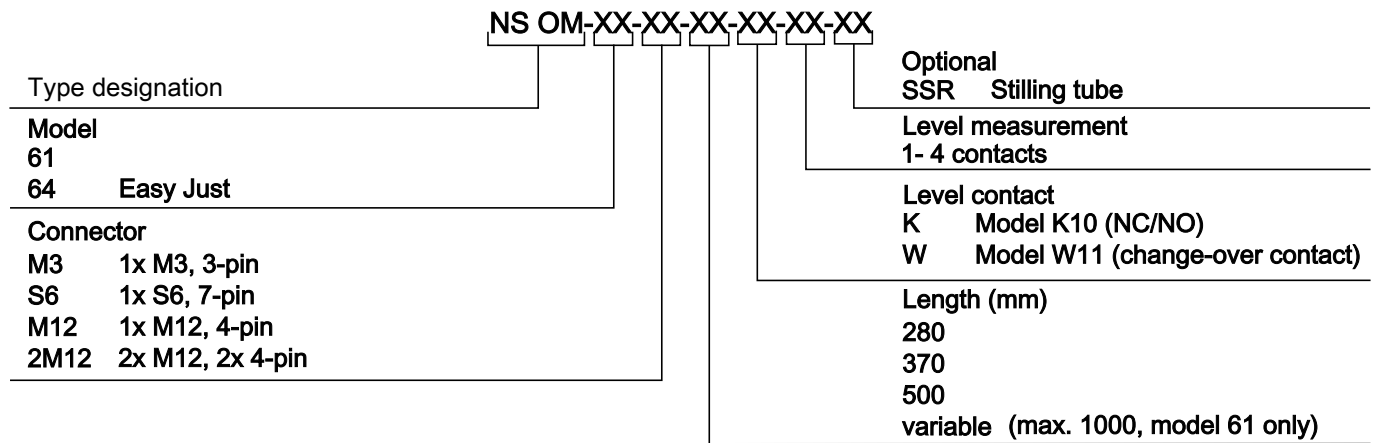
Level contact(s) changeover



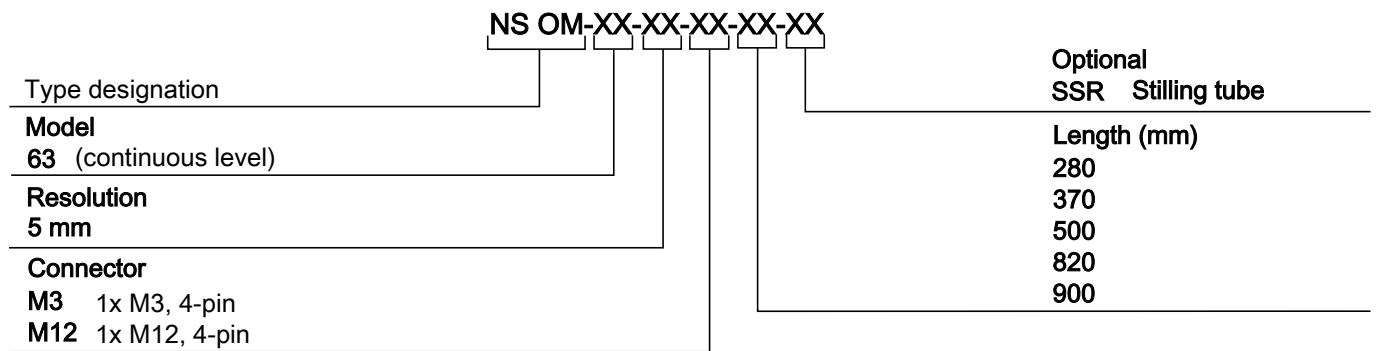
NS OM-63-KN (continuous level)



Model key NS OM-61, 64



Model key NS OM-63



Ordering example

You require: Visual and electric level monitoring length 600 mm with 2 contacts K10, 1. Contact 100 mm falling NO contact, 2. Contact 420 mm falling NC contact.

Order: NS OM 61-S6-/ 600 – 2K L1=100 NC, L2 = 420 NO

Technical Data NS-OM-VA

Basic unit

Operating pressure:	max. 1 bar
Operating temperature:	-20 °C to +80 °C
Min. fluid density:	0.80 kg/dm ³

Material

SK 903 float:	PU/Al/PP
Immersion tube:	1.4571
Flange:	1.4571
Stilling tube	1.4571 (included)
Sight glass	PC

Model MKS

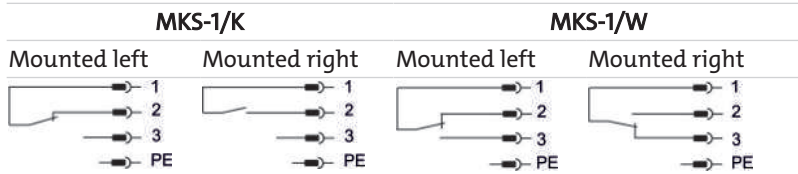
Lengths:	L = 280, 370, 500 mm, variable to max. 820 mm
----------	---

Contacts

Type:	MKS-1/K	MKS-1/W
Function:	NC / NO*	Changeover contact
Max. voltage:	230 V AC/DC	230 V AC/DC
Max. switching current:	1 A	1 A
Max. contact load:	50 VA	40 VA
Connector:	3 pin + PW	3 pin + PW
	M3 (DIN EN 175301-803)	M3 (DIN EN 175301-803)
IP rating:	IP65	IP65
Item number:	288 89 99	288 99 99

Other contacts available upon request

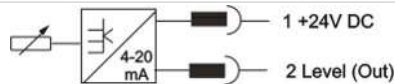
*NO = falling NC / NC = falling NO



Contact position with empty tank

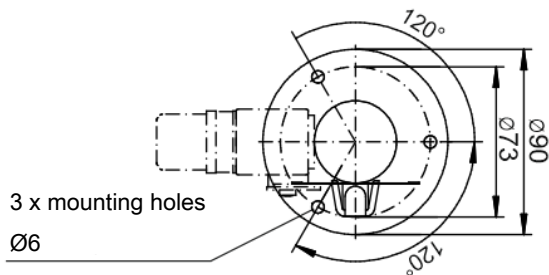
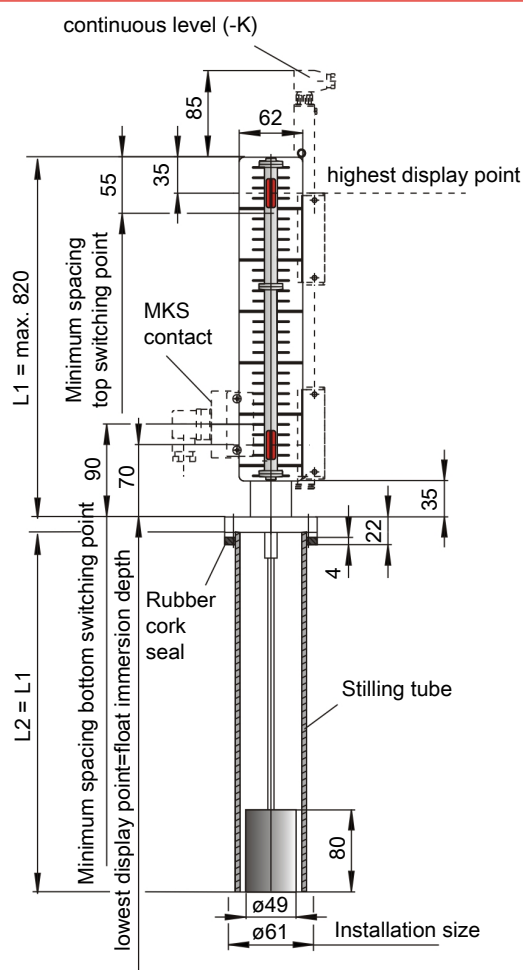
Model	K (continuous level measurement)
Lengths:	L = 280, 370, 500, 670, 820 mm*
Measurement principle	Reed-contact
Resolution	5 or 10 mm
Operating voltage (U _b):	10 – 30 V DC
Output	4 – 20 mA
Max. burden Ω:	= U _b – 7.5 V (0.02A)

*Other lengths on request

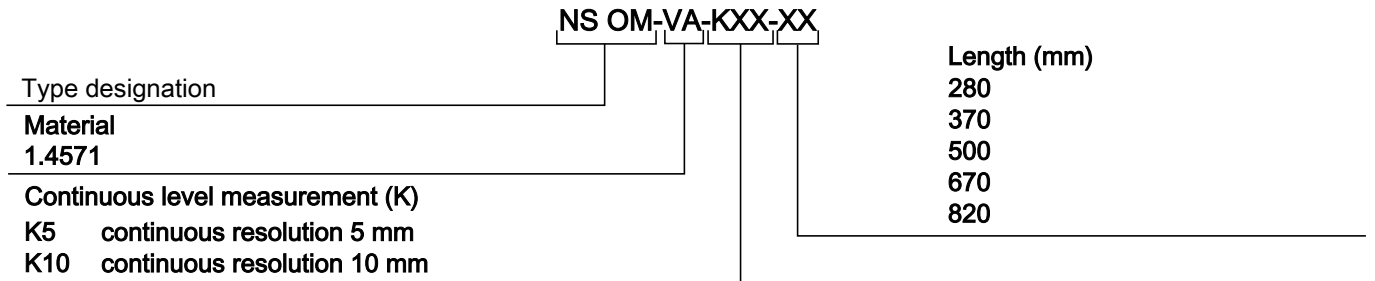
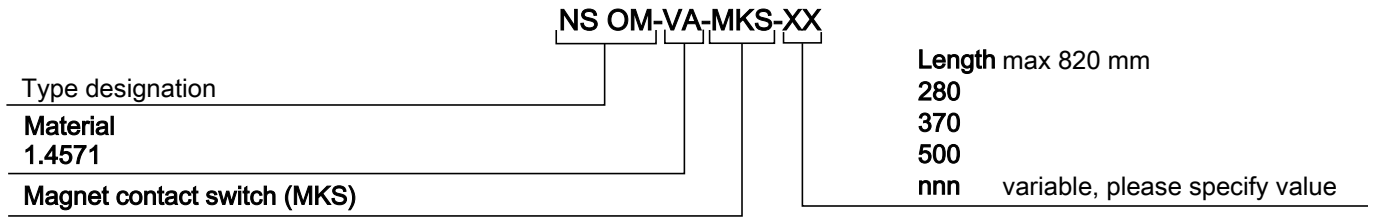


With this type, MKS contacts can additionally be installed to the left of the visual display.

Dimensions



Model key NS OM-VA



Ordering example

You require: Visual and electric level monitoring, VA version length 600 mm and 2 x contacts MKS 1/W.

Order: NS OM-VA-MKS / 600 + 2 x contact MKS-1W (item no. 288 99 99)