


# Level Switch for external Installation NS 1-G1/2-AM

- Visual and electrical level monitoring
- Small, compact design
- Easy installation
- Adjustable contacts
- Connector included
- Rugged design
- Variable mounting dimensions



# Technical Data

# NS 1-G1/2-AM

## Basic unit

Operating pressure max. 1 bar  
 Operating temperature -20 °C to +80 °C  
 Spec. density of fluid min. 0,8 kg/dm<sup>3</sup>  
 Length 280, 370, 500 (standard), adjustable up to 800 mm  
 Weight at length 280 mm approx. 2.75 kg  
 additional weight per 100 mm approx. 0.25 kg

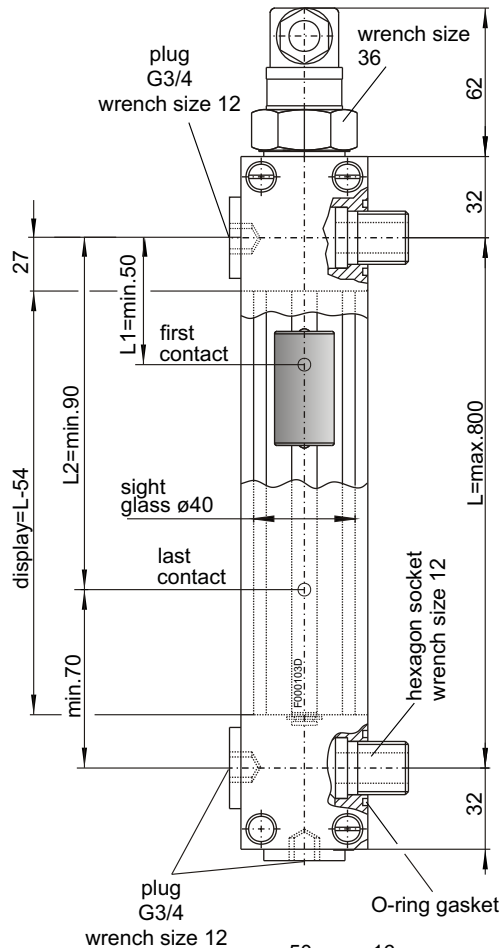
## Material

Housing anodized aluminum  
 Sight glass acrylic glass (PMMA)  
 Mounting bolts chromated steel  
 Gasket NBR  
 Level switch brass  
 Float NBR

## Level contacts

	<b>K8</b>	<b>W9</b>
Function	NC / NO*	changeover
Distance min.	40 mm	40 mm
Operating voltage max.	230 V	48 V
switching current max.	0,5 A	0,5 A
Contact load	10 VA	20 VA

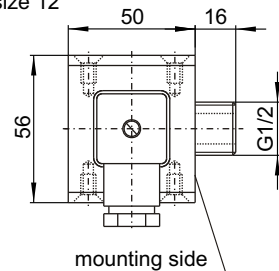
\* NC = falling closer / NO = falling opener



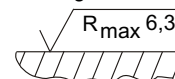
Connector	M3 (EN 175301-803) 3 pol. + PE	M12 (Socket) 4 pol. 30 V IP 67**	C7 (EN 175201-804) 7 pol. + PE
Voltage max.	230 V*	30 V	230 V*
Protection class	IP 65	IP 67**	IP 65
Gland	PG 11		PG 11
Max. number of level contacts	2 x K8 1 x W9	2 x K8 1 x W9	4 x K8 2 x W9
Standard pin assignment			
Level contact(s) Type K8			
Level contact(s) Type W9			

\* max. 48 V with changeover contact

\*\* with connector mounted



required surface finish of the mounting surface



## Product code for NS 1-G1/2-AM

NS 1-G1/2-AM

Connector  
**M3**  
**M12**  
**C7**

Length max. 800 mm  
**280**  
**370**  
**500**  
 variable (please indicate)

Level contact type  
**K** = NO / NC  
**W** = changeover (max. 2)

Number of level contacts  
**1-4**

## Ordering example

You need: Level switch for external mounting. G1/2 fitting. length L=370 mm, Connector M3, 2 level contacts, 1st contact 100 mm NC, 2nd contact 300 mm NO  
 You order: NS 1-G1/2-AM-M3 / 370-2K L1=100 NC , L2 = 300 NO