

SPECIFICATION SHEET FOR NO SENSOR TYPE NO/SF-200-S

PERFORMANCE CHARACTERISTICS

Nominal Range	0 – 200 ppm
Maximum Overload	ND
Inboard Filter	To remove effect of SO ₂
Expected Operation Life	3 years in air
Output Signal	275 ± 55 nA/ppm
Resolution	0,7 ppm
Temperature Range	- 20 °C to 50 °C
Pressure Range	Atmospheric ± 10%
Pressure Coefficient	No data
T ₉₀ Response Time	< 25 sec
Relative Humidity Range	15 % to 90 % R.H. non-condensing
Typical Baseline Range (pure air, 20°C)	+1 to + 5 ppm ¹⁾
Maximum Zero Shift (+20°C to +40°C)	16 ppm
Long Term Output Drift	< 2% signal loss/month
Recommended Load Resistor	10 Ohm
Bias Voltage	+ 300 mV
Repeatability	< 2 % of signal
Output Linearity	Linear

¹⁾ Sensors not older than a few weeks show typical baseline values of ~ 40 - 50 ppm after 12 h stabilisation in biased operation. After two days the baseline stabilises to the specified value. Sensors older than a few month will stabilise faster.

CROSS-SENSITIVITY DATA

Interfering Gas	Cross-Sensitivity (%)
CO	0
SO ₂	0
H ₂ S	0
NO ₂	~ 1
H ₂	0

Performance data conditions:
20 °C, 50% RH and 1013 mbar

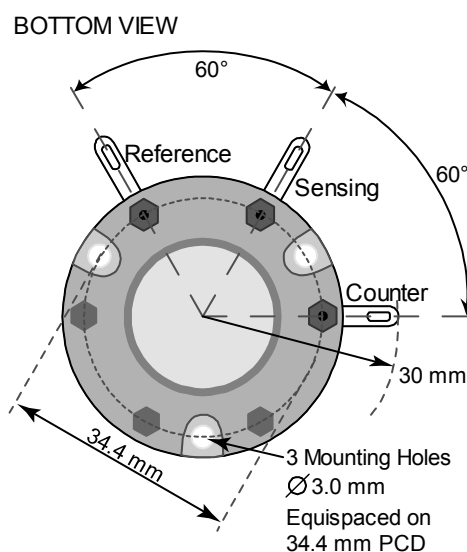
APPLICATIONS

Stack/ Flue Gas Monitoring
Emission Monitoring

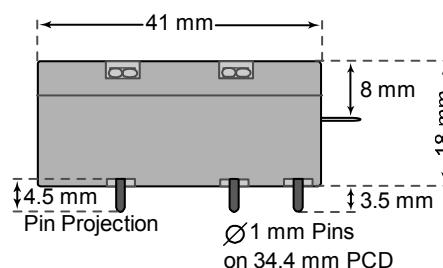
PHYSICAL CHARACTERISTICS

Weight	~ 27 g
Position Sensitivity	None
Storage Life	Six months in container
Recommended Storage Temperature	5 °C – 20 °C
Warranty Period	12 months from date of dispatch

Slim-Size Outline Dimensions



SIDE VIEW

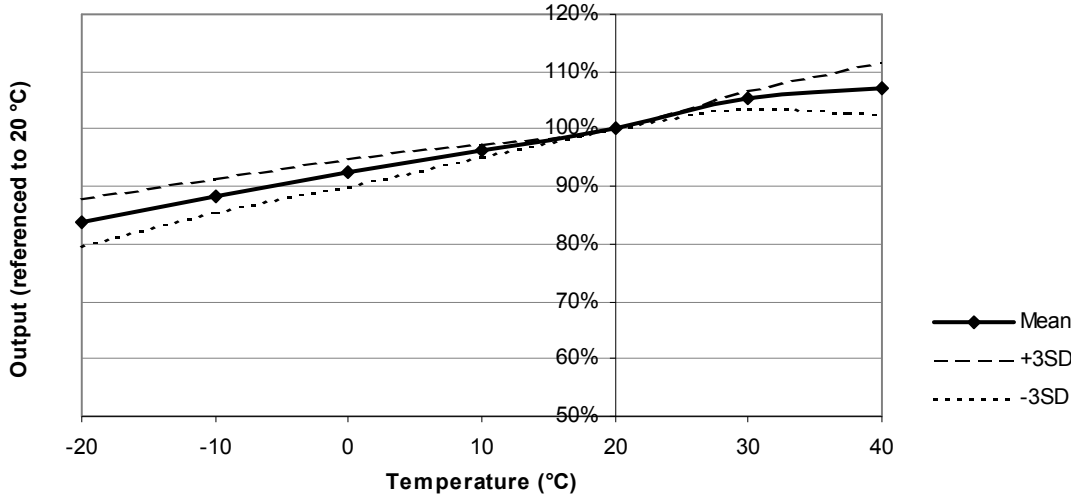


SPECIFICATION SHEET FOR NO SENSOR TYPE NO/SF-200-S

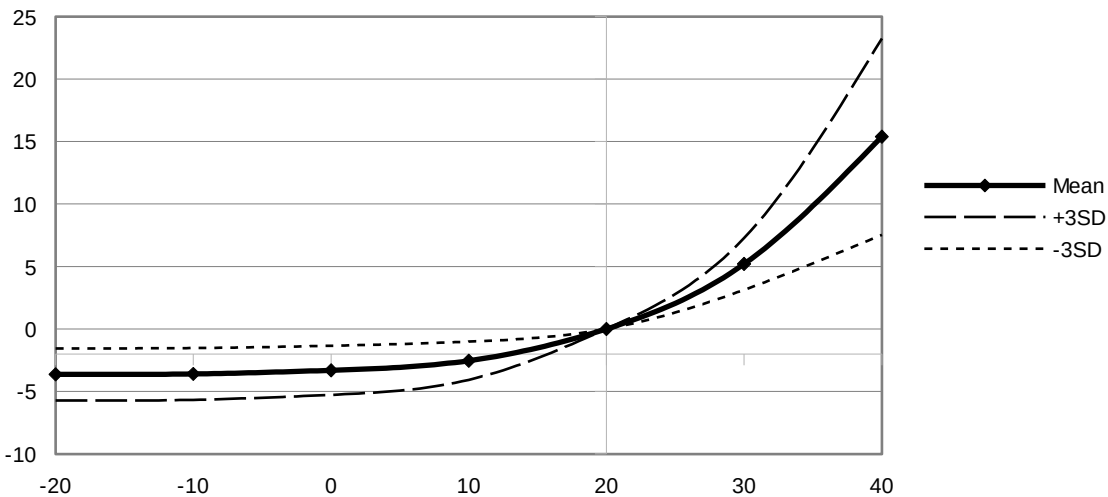
TEMPERATURE DEPENDENCE

The output of an electrochemical sensor varies with temperature. The graphs below show the variation in output with temperature for this type of sensor. The results are shown in the graphs as a mean for a batch of sensors, along with confidence intervals corresponding to ± 3 times the standard deviation. The sensitivity dependence is expressed as a percentage of the signal at 20 °C. The shift in baseline is shown in ppm referenced to 20 °C.

Sensitivity Temperature Dependence



Baseline Temperature Dependence



The data contained in this document is for guidance only. Membrapor AG accepts no liability for any consequential losses, injury or damage resulting from the use of this document or the information contained within it. The data is given for guidance only. Customers should test under their own conditions, to ensure that the sensors are suitable for their own requirements.